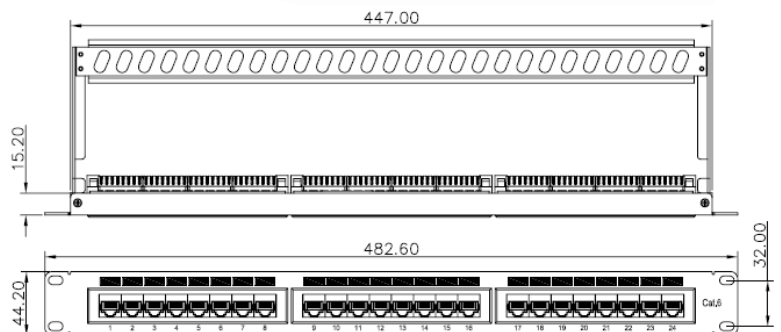



Infinite™ 6

Category 6 UTP Patch Panel

Features:

- High-performance data communications Category 6 UTP Patch Panel
- Comply with Cat 6 standards:
ANSI/TIA/EIA 568C
ISO/IEC 11801:2002 Class E 2nd Edition
- Removable rear cable management tray included
- Power coating metal frame protects the patch panel from corrosion and scratching
- Standard 19" rack mounted
- EIA 568A/B wired
- RJ-45 Modular Connector:
FCC Part 68, Subpart F Compliant
- IDC termination using 110 and LSA tools



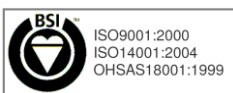
Characteristic:

Electrical	
Voltage Rating	125 VAC RMS
Current Rating	1.5 AMP
Contact Resistance	100 Milliohms Max.
Insulation Resistance	1000 Megohms Min @ 500 VDC
Dielectric Strength	750 VAC RMS 60Hz, 1Min
Environmental	
Storage	-40° to +85°
Operation	0° to +70°

Mechanical	
Housing Material	PBT, UL94V-0 Rated
Panel Frame	Carbon Steel, Power Coating in Black Color
Contact Material	PC, UL94V-0 Rated Golden Clad Phosphor Bronze with Nickel Plating
RJ-45 Jack Operating Life	Min 750 Cycles
IDC Operating Life	Min 200 Reterminations
Wire	AWG 22-24

Ordering Information:

Order no.	Description
IN6-211	Cat 6 24 Port UTP Patch Panel, 568A/B, 1U



* Infinite Cable System reserves the right to modify products and specifications without prior notice.